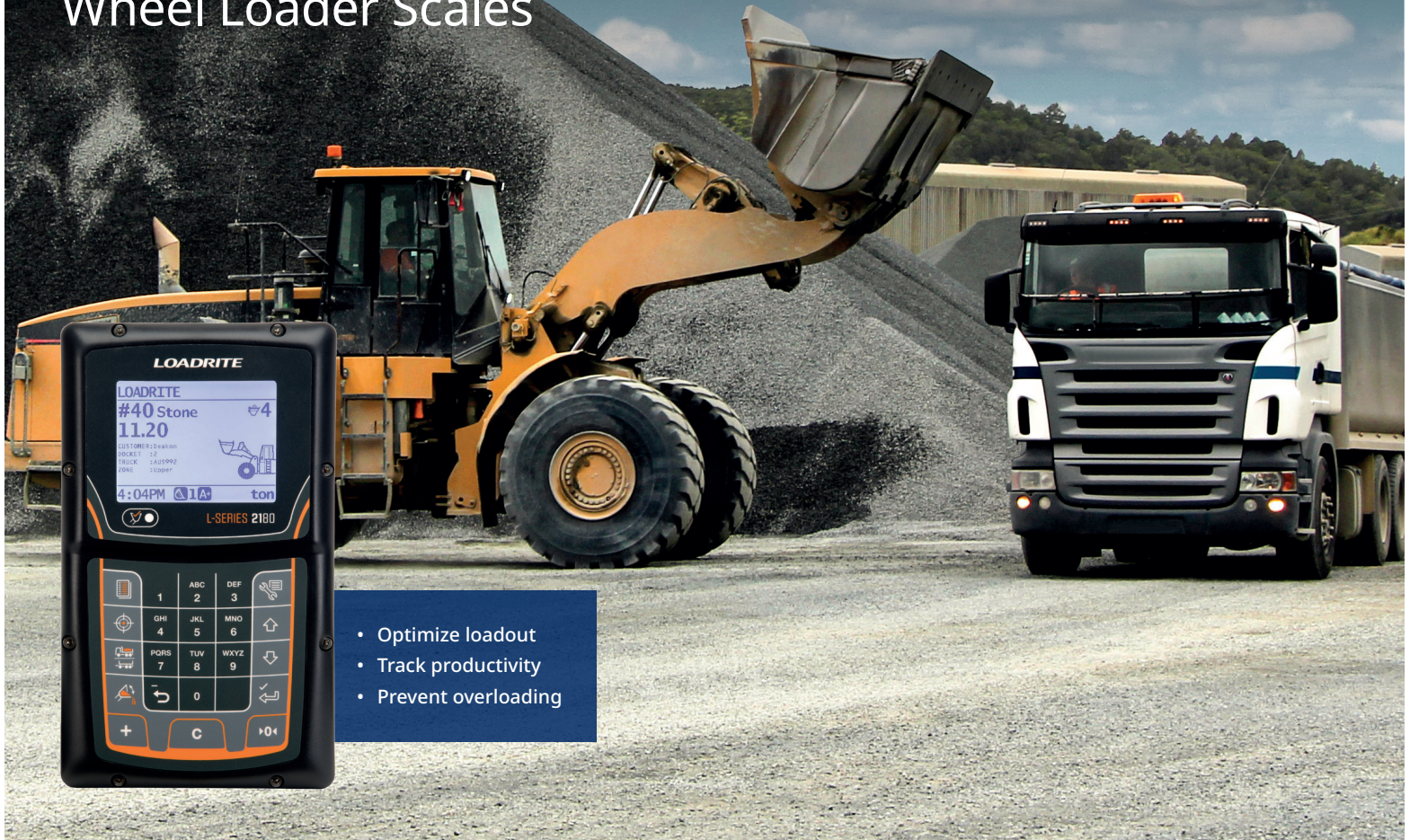


Loadrite L2180

Wheel Loader Scales



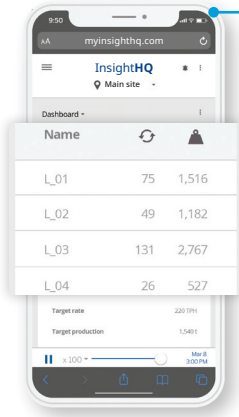
The world's most popular loader scale. Dynamic, accurate and reliable weighing with advanced printing, reporting and connectivity options.

The Loadrite® L2180 is designed to produce an accurate and consistent weight every time. Consistent weighing performance is just as important as accuracy to efficient loading operation. The Loadrite L2180 is more than just an onboard scale. It consists of many essential and advanced loading assisting and ticket printing functions. It also provides an easy way to capture information on your loading process right where it takes place – on the loader.

Features

- Superior weighing technology with accurate and consistent weighing within $\pm 1\%$ of payload with optional ground slope compensation.
- Increase productivity and improve profits by loading right the first time.
- In-cab performance KPIs (tons/hour, tons, truck count) help operators monitor performance and achieve daily targets.
- Active Tip-Off helps the loader operator to adjust the last bucket load at any height.
- Simpler user interface for easier operation enables the operator to concentrate on what they do best: loading trucks.

Optional Accessories & Integrations



InsightHQ

Connecting your scale to InsightHQ brings all your quarry productivity information into one easy-to-use dashboard, enabling your team to see progress against targets. You can collect productivity data from your belts, loaders, excavators, haul trucks and more into one location and access it from your desktop or smart device anywhere, anytime.

LP950/LP930 In-cab Printer

Get a hard copy record/customer receipt printed directly from the loader.

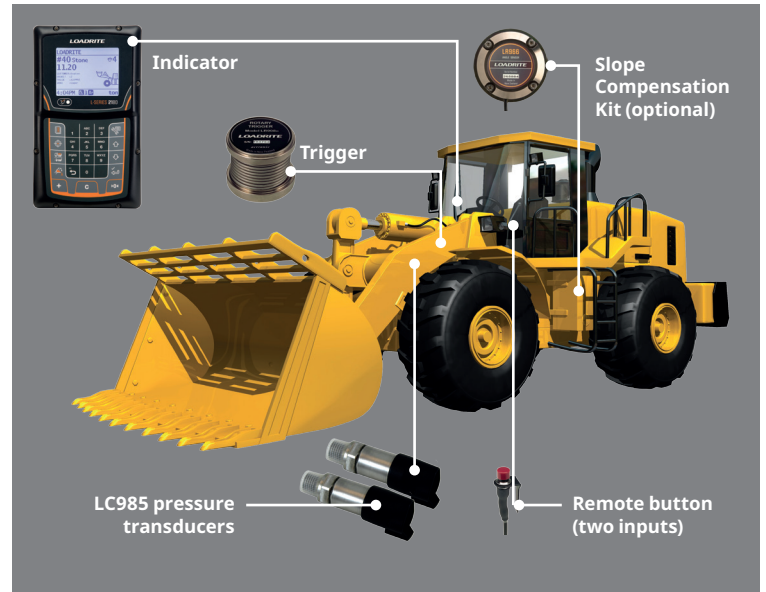


Additional Features

- In-cab performance metrics empower operators to perform. They encourage operators to monitor performance and improve accuracy and efficiency each day, compare with personal bests and provide a real-time star rating. Metrics cover loading accuracy, consistency and safety.
- 'Legal for Trade' certification* upgrade option to sell directly from your loader, eliminating the costs of a truck scale and scale house operator.



* Available in: All EU Countries, UK, Canada, Australia, New Zealand



Specifications

Weighing Functions

- Dynamic Weighing, Tip Off Weighing, Split Weighing (e.g. truck and trailer), Target Weighing mode, Auto Target Lookup, Batch mode, Blend mode, Mix mode, Grand Total mode, Over Target Warning, Bucket Overload Warning, Tare function, Auto Tare Lookup, Zero, Undo, Static Weigh function, Unit Toggle function, up to 4 different attachments (bucket, forks etc).

Data/Metrics Functions

- 100 products, optionally 2-way synchronized with InsightHQ
- 8 user-defined data fields with up to 1000 data items, optionally 2-way synchronized with InsightHQ
- Operator logins
- On-scale reporting

Power Requirements

Supply voltage 12 or 32 V DC vehicular supply
 Current consumption 160 mA typical 350 mA max.
 4 A max. with LP950 printer
 Power supply protection . .Automotive power supply transient suppression exceeds SAE specifications for DC automotive power supply transients

Physical Specifications

Indicator weight 1.5 kg (3.3 lbs)
 Indicator dimensions W145 x L240 x D110 mm (5.7 x 9.4 x 4.3 in)
 Indicator operating temperature -10°C to 50°C (14°F to 122°F)
 Environmental protection IP69K protected angle sensors and pressure transducers. IP54 protection for indicator

Other Information

- **Supported languages:** Danish, Dutch, English, French, German, Hungarian, Italian, Norwegian, Portuguese (Br), Russian, Slovakian, Slovenian, Spanish, Swedish, Turkish
- **Warranty:** 3 years parts and 1 year labor

Contact your local dealer today

For More Information

Loadrite (Auckland), Ltd.
 45 Patiki Road
 Auckland 1206
 New Zealand
 goLoadrite.com
 info@goLoadrite.com